



# WESTWAY MACHINERY

Specialists in Metal Forming and Fabricating Machinery



CELEBRATING  
**50+**  
YEARS

Vol. 49

## LETTER FROM THE PRESIDENT

I proudly present to you our annual brochure. The new brochure includes our key product lines, and I hope you will take a few minutes to look through it. More information on these and all of our products can be found on our website [www.westwaymachinery.com](http://www.westwaymachinery.com). We believe that we have the “best in class” machinery solutions in all of our product offerings.

Westway Machinery has been serving the metal forming and manufacturing industry across Canada for over 50 years. We stand committed to providing you with superior metal forming solutions through our expertise, products and services. When you partner with Westway you can be sure you have made a sound purchasing decision. **I Promise !!**

We hope that you have made Westway your “go to” supplier and we want you to know we are determined to providing the highest level of service. In that regard, we are committed to:

- **Continuing** to provide factory training for our service technicians
- **Ensuring** we have sufficient service department personnel to reduce the response time
- **Increasing** our spare parts inventory to minimize “downtime”
- **Continuous** sales team training to keep them current in product knowledge

It remains a great time to invest in new machinery.

Also, our ongoing partnership with a Global Funder ensures your applications, so feel free to request a visual or physical meeting with them. Alternatively, pay us a visit, schedule a personal machine demonstration under power in our 30,000 Sq.Ft warehouse or request an interactive live web demonstration from the comfort of your own office.

We thank you for your past support and look forward to continuing our partnership with you. Your satisfaction is very important to us. Feel free to contact me directly if you ever have any concerns. For those of you that are new to us, we hope we will have the opportunity to show you how we can help you achieve your goals!

We wish you a successful year and look forward to earning your business.

Sincerely

Frank Walter

President

Westway Machinery



Westway Machinery has been a leading distributor of Metalforming Machinery for over 50 years.



Our experienced and knowledgeable staff can provide you with the level of service and expertise you require to solve your metalforming needs. We keep a large inventory of machinery and parts in stock to promptly meet your requirements.

Purchasing the right machine is an important investment decision for your company and we at Westway are ready to support you with training and service.





## E-Brake

From 35 – 300 tons, SafanDarley offers the most sophisticated range of Electronic Press Brakes available. These amazing machines will guarantee you will be more competitive.

The revolutionary Servo-Electric Drive System coupled with the unique Pulley System ensures even forces along the entire length of the bed, eliminating the need for a crowning table.

The Integrated Safety System allows the operator to work fast without risk, with a safety screen automatically directed from the SafanDarley E controls, allows up to a 30% increase in thru-put.

No hydraulics means less maintenance and more energy efficiency.  
The Touch Screen control is unrivalled.

The SafanDarley EC Control + the Integrated Safety Light System allows up to a 30% increase in thru-put.


- Full Electric Drive
- More than 30% higher productivity
- Up to 50% energy saving, low CO2 emissions
- No harmful hydraulic oil
- Noiseless operation
- Full working length back gauge
- User friendly touch screen control
- Integrated Safety- work fast without risk
- Spring return means the top beam will always move up in the event of a power failure

**Many shops are switching to SafanDarley E-BRAKES... Shouldn't you?**

905-803-9999

## SUPERIOR INTEGRATION OF HYDRAULICS & ELECTRONICS

### R-Brake



- Flexible Bending Cell

### Minicell



- Flexible Bending Cell

### SafanDarley R-Brake: the flexible bending cell

The SafanDarley R-Brake is a revolutionary bending-cell concept based on the SafanDarley E-Brake press brake. For the SafanDarley R-Brake, the press brake and the robot have been integrated into a single system. The robotic arm moves horizontally along a 6-metre long traverse at the top of the press brake. A feat of bending cell automation that ensures that the floor in front of the press brake is free for positioning sheet -feed and -discharge tables.

### Hybrid Hydraulic Brake



- Unique Hybrid Concept
- Considerably low oil tank volume (18-30 ltr)
- High dynamic Y-axis control
- More than 30% higher productivity
- Quiet operation
- Up to 50% energy saving
- Deep throat as standard for maximum bending capacity (510 mm)

### M-Shear



- Low-noise and low-energy - a servo-electronic motor powers the hybrid drive
- Return-to-Sender sheet support
- Automatic adjustment of cutting angle and clearance
- Torsion free cutting of small strips
- User friendly touch screen control
- Scrap separation
- Automatic retraction of the back gauge for narrow strip widths
- Hold down cylinders that automatically adjust pressure to the cutting force required



ADVANCED WELDING &  
ROBOTIC SYSTEMS



OTC DAIHEN is a global leader in robotic welding and automation. As a **single-source** provider, we design and manufacture robots, welding power sources, positioners, and complete welding cells engineered to work together for reliable, high-performance production.

## ARC WELDING ROBOTS



- 6-axis and 7-axis robot models for flexible part access
- Supports MIG, MAG, TIG and advanced pulse welding process
- High-speed motion for improved cycle times
- Slim arm design for tight fixtures and complex parts
- Integrated cables for stable wire feeding and reduced wear
- Easy teaching with intuitive touch-screen pendant
- Seamless integration with OTC welding power sources

## COBOTS



- Collaborative welding robot with 8 kg payload and precise trajectory control
- Tablet-based teaching for fast, intuitive programming
- Hand-guided robot movement for quick path teaching
- Slim, corner-less arm design for safe human collaboration
- LED status strip for clear robot visibility during operation

## WELBEE WELDING POWER SOURCES



- Digital inverter welding platform
- Pulse MIG and low-spatter welding modes
- Optimized waveforms for steel, stainless, and aluminum
- High duty cycle for robotic production
- Reduced spatter and improved arc stability

# ROBOTIC WELDING CELLS



## ECO-ARCS

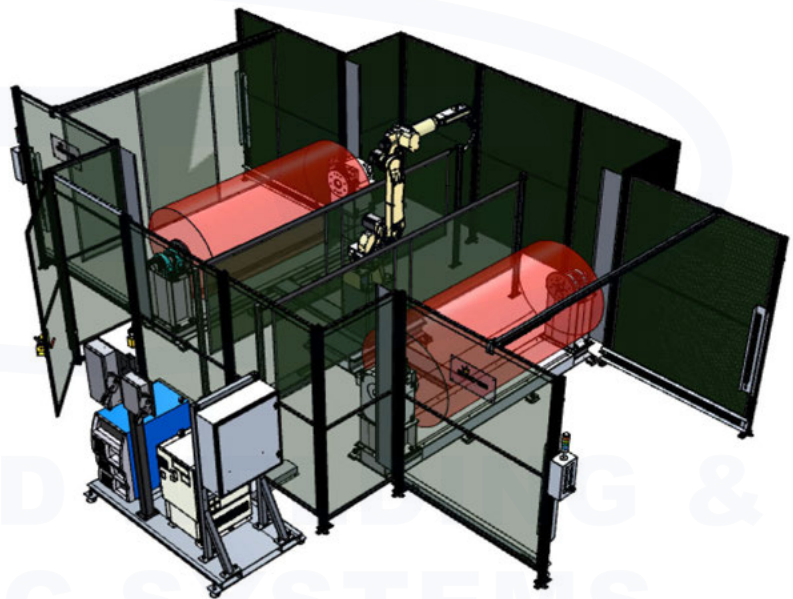
### COMPACT ROBOTIC WELDING CELL

- 2-station, 2-table configuration
- Easy Setup
- High reliability
- Many variations, including a compact cell, cobot cell and large cells
- Best for small to medium parts

## DT-ARC 500

### DUAL STATION ROBOTIC WELDING CELL

- 2-station headstock / tailstock positioning cell
- Continuous part rotation for optimal weld position
- Load one station while welding on the other
- Ideal for medium to large parts



## COBOT CART

- Compact cobot welding workstation with integrated weld table
- Designed for FD-VC4, VC4L, or VC8 cobots
- Welbee P402 welding system for GMAW applications
- 48" W × 32" D work surface with fold-away table design
- Controller and welder mounted beneath work surface
- Includes Flextur 27-piece clamp kit



DRILL

**PeddiSubX-1120**  
High Speed Sub-X Drill Line

**PROFILES** Beam / Channel / Angle / Tube / Flat

**PROCESS** Drill, Mill, Arcwrite, Tap, Countersink, Scribe

**Peddi XDM-630**  
High Speed Drill Saw Line

**PROFILES** Beam / Channel / Angle / Tube / Flat

**PROCESS** Drill, Mill, Tap, Countersink, Scribe, Miter Saw

**Advantage-2**  
High Speed Carbide Drill Line

**PROFILES** Beam / Channel / Angle / Tube / Flat

**PROCESS** Drill, Mill, Tap, Countersink, Scribe

**BDL-1250/9D**  
Heavy Duty Carbide Drill Line

**PROFILES** Beam / Channel / Angle / Tube / Flat

**PROCESS** Drill, Tap, Countersink, Scribe



PLATE

**HSFDB-D**  
Heavy Plate Processing Line

**PROFILES** Plate

**PROCESS** Drill, Mill, Tap, Stamp, Countersink, Scribe, Plasma Bevel, Oxy-Fuel Bevel

**HSFDB-B**  
Heavy Plate Processing Line

**PROFILES** Plate

**PROCESS** Drill, Mill, Tap, Countersink, Scribe, Plasma Cut, Oxy-Fuel Cut

**FPB-1800**  
Plate Processing Line

**PROFILES** Plate

**PROCESS** Plasma Cut, Scribe, Punch



THERMAL

**PeddiBot-1250**  
Heavy Duty Robotic Line

**PROFILES** Beam / Channel / Angle / Tube / Flat

**PROCESS** Plasma Cut, Oxy-Fuel Cut, ArcWrite

**PeddiBot-1250 ST**  
Heavy Duty Robotic Line

**PROFILES** Beam / Channel / Angle / Tube / Flat

**PROCESS** Plasma Cut, ArcWrite

**PeddiBot-1200**  
Robotic Thermal Line

**PROFILES** Beam / Channel / Angle / Tube / Flat

**PROCESS** Plasma Cut, ArcWrite

**ABCM-1250**  
Oxy-Fuel Line

**PROFILES** Beam / Channel / Angle / Tube / Flat

**PROCESS** Oxy-Fuel Cut



ANGLE

**Anglemaster-863**  
Heavy Duty Angle Line

**PROFILES** Angle / Flat / Channel

**PROCESS** Shear, Punch, Nibble, Scribe, Stamp

**Anglemaster-HD**  
Heavy Duty Angle Line

**PROFILES** Angle / Flat / Channel

**PROCESS** Shear, Punch, Scribe, Stamp

**Anglemaster-663**  
Angle Line

**PROFILES** Angle / Flat

**PROCESS** Shear, Punch, Scribe, Stamp

**Anglemaster-643**  
Angle Line

**PROFILES** Angle / Flat

**PROCESS** Shear, Punch, Scribe, Stamp



ROBOTIC WELD

**PeddiAssembler**  
Steel Beam Assembly Line

**PROFILES** Beam / Channel / Angle / Tube / Flat

**PROCESS** Weld, Tack, 360° Material Rotation

**PeddiWriter**  
Layout Marking Line

**PROFILES** Beam / Channel / Angle / Tube / Flat

**PROCESS** 4-Axis ArcWrite

**SOFTWARE**

**Raptor**  
3D CAD/CAM Software

**PROFILES** Beam / Channel / Angle / Tube / Flat

**PROCESS** Modify, Inspect or Create Part Programs



PRE BLAST



**PeddiBlast**  
Shot Blasting Line

**PROFILES** Beam / Channel / Angle / Tube / Plate

**PROCESS** Shot Blast



**PeddiBlast Pre 500**  
Shot Blasting Line

**PROFILES** Beam / Channel / Angle / Tube / Plate

**PROCESS** Shot Blast



POST BLAST



**PeddiBlast Post 2200**  
Post Shot Blasting Line

**PROFILES** Beam / Channel / Angle / Tube / Plate

**PROCESS** Shot Blast



PAINT LINE



**PeddiPrimer**  
Profile Paint Line

**PROFILES** Beam / Channel / Angle / Tube / Plate

**PROCESS** Profile Painting



PROFILE TURNING



**PeddiRotator**  
Profile Turning Line

**PROFILES** Beam / Channel / Angle / Tube / Flat

**PROCESS** 360° Material Rotation



SAW



**DG-1250**  
Miter Cut Band Saw Line

**PROFILES** Beam / Channel / Angle / Tube / Flat

**PROCESS** Miter Saw Cut, Straight Saw Cut



**1250-510**  
Straight Cut Band Saw Line

**PROFILES** Beam / Channel / Angle / Tube / Flat

**PROCESS** Straight Saw Cut



**DG-1100**  
Miter Cut Band Saw Line

**PROFILES** Beam / Channel / Angle / Tube / Flat

**PROCESS** Miter Saw Cut, Straight Saw Cut



SMALL SAWS



**510-DGA**  
Miter Cut Band Saw

**PROFILES** Beam / Channel / Angle / Tube / Flat

**PROCESS** Miter Saw Cut, Straight Saw Cut



**410-DGA**  
Miter Cut Band Saw

**PROFILES** Beam / Channel / Angle / Tube / Flat

**PROCESS** Miter Saw Cut, Straight Saw Cut

# FlexCNC

## VERTICAL MACHINING CENTER

IDEAL FOR FABRICATORS

### C-Series



### Purpose built

From the monoblock welded steel frame to the precision linear guideways, each FlexCNC is specially built to move accurately and effectively. It offers stability and durability when you need it the most.


### Uniquely capable

Mill, Drill, Tap, and so much more with one of the industry's most versatile vertical machining centers. Say goodbye to limited machine space, and start machining outside the box.

### Next level productivity

Accelerate your productivity by leveraging the power of Pendulum Mode. Load and unload parts without stopping the spindle. Eliminate spindle downtime and lower your cost per part.

### G-Series



[flexmachinetools.com/flexcnc/](http://flexmachinetools.com/flexcnc/)

1-800-263-1199



## C-Series

- **Machining Area:**  
XYZ: 240"/26"/22"
- **Table Size:**  
240" x 26"
- **Spindle Nose to Table:**  
5" - 22"
- **Max Spindle Speed/Torque:**  
4,000 RPM - 18 HP (92 ft/lbs)  
6,000 RPM - 18 HP (61 ft/lbs)  
12,000 RPM - 33 HP (61 ft/lbs)
- **Tool Type:**  
CT40
- **Tool Changer:**  
16 Tools
- **Rapid Traverse X,Y,Z:**  
X: 1,200 IPM  
Y: 1,000 IPM  
Z: 300 IPM
- **Repeatability Accuracy [in]**  
X:  $\pm 0.0007$   
Y:  $\pm 0.0005$   
Z:  $\pm 0.0005$
- **Position Accuracy [in]**  
X:  $\pm 0.002$   
Y:  $\pm 0.001$   
Z:  $\pm 0.001$



## G-Series

- **Machining Area:**  
XYZ: 240"/72"/24"
- **Table Size:**  
240" x 72"
- **Spindle Nose to Table:**  
3" - 24"
- **Max Spindle Speed/Torque:**  
4,000 RPM - 18 HP (92 ft/lbs)  
6,000 RPM - 18 HP (61 ft/lbs)  
4,000 RPM - 40 HP (217 ft/lbs)  
6,000 RPM - 40 HP (145 ft/lbs)
- **Tool Type:**  
CT50  
CT40 (Optional)
- **Tool Changer:**  
20 Tools CT50  
24 Tools CT 40 (Optional)
- **Rapid Traverse X,Y,Z:**  
X: 1,200 IPM  
Y: 1,000 IPM  
Z: 170 IPM
- **Repeatability Accuracy [in]**  
X:  $\pm 0.0007$   
Y:  $\pm 0.0005$   
Z:  $\pm 0.0005$
- **Position Accuracy [in]**  
X:  $\pm 0.002$   
Y:  $\pm 0.001$   
Z:  $\pm 0.001$

\* Sizes based on standard 20ft machine. Additional lengths & widths available.\*

# The Highest Level of Precision and Repeatability

These are just a few of our innovative precision metal forming products.



**XLTbend**  
Semi-automated bending solution.  
126" x 11 Gauge and 159" x 13 Gauge

**TURBObend**  
For linear bending of roofing  
and architectural profiles.



**Multibend-Center**  
Fully automated bending cell.  
85" , 100" , 120" x 14 Gauge Capacity



**UpDownCenter**  
Semi-automated bending cell.

126" x 9 Gauge and 159" x 11 gauge  
Automatic Tool Change or Manual Tool Change

**TURBO2plus**  
For efficient bending of roof  
and façade profiles as well as  
advertising signs or panels.

126" x 14 gauge Capacity



**XL-Center**  
Bi-directional innovation for  
roofing and architectural profiles.  
Includes automatic tapering.

126" x 18 gauge capacity



**RAS Systems, LLC**

# RAS HVAC Equipment

The complete package for production of heating, ventilation, and air conditioning components.

## VentiRounder

Rounds inside and outside elbow cheeks of air ducts with preformed seams. The segmented and slidable rolls round the duct cheeks without pressing or closing the seams.



## Flanger

Turn up 90 degree flanges for radius elbows or straight flanges. Quick, safe, and efficient.



## EasyFormer

High quality swaging machine with an advanced control system, pedal controlled variable speed, unlock safety function, and a wide variety of swaging wheels.



## DuctZipper V

Forms and closes the seamed joint on small and medium size air ducts. The ductzipper closes a duct bent on three sides with a seam in a single pass.



## SpeedySeamer

7 or 9 station pittsburg and snap lock roll former. 25 wheel configurations to choose from.



## Swaging

Manual or motor drive available, perfect for the workshop or construction site, comes standard with 9 wheel sets.



## Seam Closer

Closing the inside/outside seams on round pipe or square downspouts.



**RAS Systems, LLC**

# "FROM START TO FINISH, ACCEPT NO SUBSTITUTES!"

**Introducing the new 32 Series Belt/Rotary Brush/Belt.**  
Top of the line machine for deburring & edge rounding  
surface prep for paint & powder coating.



Our team has the technology to support you  
through **virtual visits**, **live demos**, and **live run-offs**.

Please do not hesitate to reach out to your RSM, or email us  
at [info@timesaversinc.com](mailto:info@timesaversinc.com) to schedule a virtual experience.



Toll-free: 800-537-3611  
[www.timesaversinc.com](http://www.timesaversinc.com)

The Timesavers Compact 9 Series are economical  
machines, ideal for deburring, finishing, and edge breaking  
of small parts. The combination of a small footprint and  
minimal power requirements allow these models to be easily  
placed where the need is greatest.




The Timesavers 22 Series EdgeMaster is your  
solution for deburring and edge breaking.  
This 2-head configuration has 4 rotating discs  
producing secondary burr removal with a superior and  
consistent edge break. By combining these 10" discs  
with an abrasive belt, parts can be deburred and  
finished based on your application.

Mazak

# OUR FOCUS IS YOUR SOLUTION

## Advance your fabrication business with a leader in manufacturing solutions

Mazak Optonics is a leader in developing advanced laser and automation technology. Offering an extensive range of 2D and 3D laser-cutting equipment and automation systems, we provide solutions tailored to your needs. Our team takes pride in providing excellent customer care and tech support, making Mazak an easy choice as your partner for innovation. When you *Discover More with Mazak*, you are on your way to optimizing your productivity and your bottom line.



**DISCOVER MORE**


[mazakoptonics.com](http://mazakoptonics.com) | 847.252.4500



# LASER-CUTTING TECHNOLOGY

## PERFORMANCE

Mazak's OPTIPLEX NEO laser-cutting machines offer innovative and proprietary beam shaping technology to deliver optimal thick and thin metal cutting, higher cutting speed, and superior edge quality. Now available in the larger and more powerful, OPTIPLEX 4220 NEO 20kW format.



## SMALL TO MEDIUM TUBES

Mazak's FT-150 FIBER delivers high speed and high productivity for small to medium diameter tube production by streamlining and automating processes through advanced technologies.




## LARGE TO STRUCTURAL TUBES

Mazak's FG-220/400 machines are optimized for high accuracy cutting of heavier material with larger diameters and lengths. Their multi-axis capabilities enable cutting a wider range of structural material not possible on 2D configurations.




## AUTOMATION

Mazak's automation solutions extend the throughput capacity of laser machines. Automation systems provide the ability to flex capacity through lights-out operation, without adding manpower.



## INNOVATION

Mazak's SMART CELL robotic sorting system incorporates multiple customizable magnetic or suction cup gripper options to sort laser-cut parts, load raw material, and remove remnant material. SMART CELL can be integrated with other compact load and unload automation systems from Mazak.



Contact your Westway representative to learn more or visit [www.mazakoptonics.com](http://www.mazakoptonics.com).

**Mazak**  
OPTONICS CORP.

---

**BAYKAL**

---



**Capacity from  
38 - 6,000 Tons,  
4' - 40' BED LENGTH**

- Over 500 installations in Canada
- Local service and large inventory of parts in Canada
- Rigidly welded, mono block steel frame for minimum deflection under load
- Full electronic synchronization with proportional valve technology
- Maximum bend accuracy and repeatability is assured through constant monitoring and correction of beam parallelism by the CNC system. Repeatability is +/- 0004"
- CNC-controlled ball-screw back-gauge systems with AC drives
- Removable ram sub-plate for easy tool alignment and maintenance
- ST44-52 European Certified Steel used, requires no stiffeners on ram
- Compactly-wired oversized electrical cabinet with excellent ventilation
- Delem DA-69T, 3-D Touch Screen CNC controller with easy fill-in-the-blank programming, 17" screen, windows based
- American/European top tool holders with side-to-side adjustable wedges
- Hydraulic & Pneumatic top and bottom clamping available
- Bed Crowning from manual to CNC
- Tandem Brakes & large format welded mono-block steel frames
- CSA Z142 compliant and PSHR ready

905-803-9999



### Model MGH

Hydraulic Swing Beam Shears

- 1/4" - 3/4" capacity from 10' - 13' length
- 10" throat gap
- Rapid blade gap adjustment
- 40" back gauge



### Model HGL

Hydraulic Swing Beam Shears

- 1/4" capacity from 8'-13' length
- Compact design
- 30" back gauge
- Economical choice



# PLATE & ANGLE ROLL

DAVI PLATE ROLL AND ANGLE ROLL ARE THE RIGHT CHOICE WHEN IT COMES TO BOTH ROLLING PLATES AND BENDING SECTIONS



© Copyright 2019 - Promat S.r.l.



**PLATE ROLL**  
FROM GAUGE THICKNESS  
TO HEAVY PLATE

**ANGLE ROLL**  
FROM SMALL  
TO LARGE PROFILE

**AUTOMATION  
& ACCESSORIES**

**TECHNICAL  
SUPPORT ON DAVI  
AND OTHER BRANDS**

[WWW.DAVI.COM](http://WWW.DAVI.COM)

1-800-263-1199

**GROW  
YOUR  
BUSINESS**  
with WILA

FABRICATING

**SPEND  
LESS  
BEND  
MORE**



**Mike Hancock | Mike's Metal Works, Owner**

"When I started designing this aluminum product, I really didn't know too much about sheet metal. And that's where Dave Bishop from WILA helped us so much. That guy is so smart at his job and so easy to talk to, and he walked us through what we needed. He's the reason why we chose WILA over all the others for tooling"

**LEARN MORE**  
[wilausa.com/bend-more](http://wilausa.com/bend-more)

**CUSTOMIZED TOOL SELECTION FOR VERSATILITY**

**STOP PAYING FOR TOOLS YOU DON'T NEED.** At WILA, we pride ourselves on offering our customers world class applications support. Our knowledgeable sales staff will work with you to develop a custom tool package, so you can bend everything you need to and avoid paying for tools you don't need. Learn how to apply our "spend less, bend more" strategy for any tool selection at the link provided above. **GROW YOUR BUSINESS WITH WILA.**



905-803-9999



## Industry First - Laser Beam Punch Positioning

Only Fabmaster machines are available with this unique feature.

The laser light makes set-ups quick and punching holes a breeze. Lining up your punch has never been easier.

FABRICATING




### Single Cylinder

- 50 tons to 66 tons
- Single & three phase motors
- 5 models, 3 styles to choose from


### Double Cylinder

- 66 tons to 180 tons
- 12" and 20" punching throats
- Two operator simultaneous operation



Machines have 5 stations (punching, plate, angle & rod shearing, notching) with magnetic light base, emergency stops, scrap boxes, adjustable gibs, safety guards, large punching base, back gauge, quick access to stroke control, electric foot pedals with dwell, and more.

## Standard Features



Notching Station



Bar Shear



Flat Bar Shear



Angle Shearing




Punching


## Optional Accessories




Angle Bending Press



Multi-stop Gauge Table




Single Die Holder For  
Punching Channel Webs



Large Hole Punching




Pipe Notcher



Single Vee Press Brake




Large Vee-Notcher  
Punch Side



Multi Vee Press Brake



Optional duplicating table with hydraulic  
stripper and hydraulic clamping



Hydraulic hold-down for automatic clamping



Goose-neck die holder  
for punching channel  
flanges and web

# FABMaster

FABRICATING

- Well engineered, high quality Punching machines built for accuracy & reliability
- Use standard Trumpf type tooling with urethane springs for striping
- Three (3) limit switches allow precise setting of the stroke
- Use short stroke for fast punching, switch to long stroke for changing tools
- Quick change punch system:** simply twist the nut by hand and pull down the punch
- Quick change die system:** simply lift the lever and pull out the die
- Wide variety of standard tooling available for different punching needs



The Fabmaster punching machine PM Series, ranges from 38 – 220 tons and comes in 12", 20", or 30" throat depth. The efficiency and precision can be greatly improved with the optional Multi-Stop Table, Duplicating Table or CNC Controlled Positioning Table.

Other optional tolling such as Pipe Notcher, Press Brake, Angle Notcher, Angle Shear and Channel Shear turns the punching machine into a multi-purpose machine.



Multiple stoppers for the X-axis for repetitious punching.



Digital readout for the Y-axis display precise position.



Hand wheel for the Y-axis enable smooth fine adjustment.



Quick change system changes the punch and die in seconds.



Overhang die holder for punching channel flanges and angles



Optional duplicating table with hydraulic stripper and hydraulic clamping for fast and accurate repetition work.



Optional single vee press brake.



Optional multi vee press brake.



## Cnc Controlled Tables:

### **Table Key Features:**

- Hydraulic Clamps for strong grip of material
- Hydraulic Stripper with exchangeable plates
- Ball Transfer Units on the support table
- Safety Covers with interlock switches
- Sensor for the Air-Oil Booster to ensure clamping pressure
- Adjustable Servo Motor Speed for various material sizes

### **Controller Key Features:**

- 4 Pre-Programmed patterns
- Stores up to 100 programs each consisting of up to 6 patterns
- Maximum table travel without load: 33 ft/min
- Table Accuracy without load: +/-0.002"


905-803-9999

Available in 2 Models

**HBM-44 (44 Tons)**

**HBM-88 (88 Tons)**

- Versatile Horizontal NC bender
- Easily programmed for stroke length, bending depth & return
- A large variety of tooling is available for various jobs such as pipe & tube bending, solid bar bending, shearing, punching, straightening etc.
- Custom tooling can be produced for special applications
- Excellent stroke repeatability of  $\pm 0.002''$




Programmable Control Panel

**Optional Equipment**




Pipe Bending Tool



Straightening Tool




Single V Bending



Shearing Tool



Punching Tool



Flat Plate Edge Bending Tool



Multi V Bending Tool

# HYD-MECH SAWS

FABRICATING


**WHATEVER YOUR  
SAWING NEED, WE'VE  
GOT THE RIGHT  
SOLUTION!**



**BAND SAWS • COLD SAWS**  
MANUAL • AUTOMATIC • CNC

For more than 30 years, Hyd-Mech saws have built a reputation on reliability and durability to keep production working harder and going longer. Leading the industry with metal band saw and circular cold saw technology, we offer the largest range of sawing machines available in the industry.

From portable band saws for home or jobsites to large stationary shop machines – Hyd-Mech saws are a cut above the competition to make your job easier. We also offer a wide array of integrated material handling systems to complete your production department.



1-800-263-1199

# S-20A

## HORIZONTAL PIVOT BAND SAW

OUR AFFORDABLE, HIGH QUALITY SAWS ARE UNMATCHED IN PROVIDING THE BEST COST-PER-CUT ON THE MARKET

The S-20A, automatic scissor style band saw features a swing head design and provides exceptional miter cutting capability for light to medium duty applications. With the large available capacity, a wide range of materials from solid bars to large structural can be cut. Automatic mode provides for powered saw functions along with automatic clamping and indexing of material. Program the number of pieces needed and the saw will automatically index and cut required pieces.



13" H X 18" W CAPACITY

3 HP

1" BLADE

- AUTOMATIC OPERATION ALLOWS FOR AUTOMATIC CLAMPING AND INDEXING OF MATERIAL
- SAW HEAD SWINGS A FULL 60 DEGREES FOR ANGLE CUTS
- HEAVY CAST IRON HEAD HELPS ABSORB VIBRATIONS PROVIDING BETTER, QUALITY CUTS
- BUILT IN 36" REAR ROLLER TABLE SUPPORTS INCOMING MATERIAL

# V-18

## VERTICAL TILT FRAME BAND SAW

HEAVY-DUTY, HIGH-PERFORMANCE VERTICAL TILT FRAME SAWS THAT HAVE THE FLEXIBILITY FOR CUTTING TWO-WAY MITERS

The V-18 is a manual vertical band saw with the ability to miter from 45° left to 45° right. Material is secured with two full stroking hydraulic vises resulting in better blade life, increased operator safety and a decreased risk of the material moving during the cut. With the saws 7.5 horsepower True Direct Drive, the Motor and Gear box are bolted together. This results in better transfer of power between the two moving parts as well as lower maintenance costs, better torque, and less vibration resulting in better blade life.



31" H X 18" W CAPACITY

7.5 HP VFD

1 1/4" BLADE

- HYDRAULIC BAND TENSION WILL ENSURE ACCURATE BAND TENSION FOR IMPROVED BLADE LIFE
- DUAL HYDRAULIC FEED CONTROLS CAN CONTROL FEED FORCE AND FEED RATE FOR IMPROVED BLADE LIFE
- OPTIONAL 6 DEGREE CANTED HEAD FOR EFFICIENT CUTTING OF STRUCTURAL MATERIAL

FABRICATING



RELIABLE SAWS. RELIABLE PEOPLE.

[HYDMECH.COM](http://HYDMECH.COM)

905-803-9999



Lenox has been developing premium-performance tools for nearly 90 years! That unique depth of experience has brought a command of the science of cutting that's second to none.

To make sure you get the best possible performance for your money, our saw blades are constantly tested throughout the design & manufacturing processes.

High Performance Sawing & Contour Cutting


Long Blade Life at High Cutting Rates engineered to cut Structurals, Tubing and Bundles

High Speed steel tooth tips combined with flexible alloy steel backing material results in band saw blades that are the most cost effective choice for most metal sawing applications.

*(Compatible with Hyd-Mech saws and many other brands)*



**Westway Machinery is a Certified Master Distributor for ORIGINAL Lenox Saw Blades in Canada & the U.S.A.**



# sahinler



## 4-Roll Heavy Duty Plate Roll

- 3 Hydraulic Planetary Drives
- Suitable for medium & heavy duty plate bending
- Rolls are Induction Hardened & Forged SAE 1050
- Central Lube
- Mobile Control Panel

## 3-Roll and 4-Roll Profile Benders

- Horizontal or Vertical Positioning
- Heavy Duty design
- Hydraulic Drives





SOCO manufactures a complete line tube benders from simple NC machines to fully CNC models with variable radius, multi stacks, elongation control and SOCO patented GDT (direct gear transmission).

FABRICATING




All electric CNC tube benders up to 11 axis controls, and up to 5" capacity




AUTO series tube benders up to 90mm od, CNC with auto mandrel lube and split die activation.



Fully automatic bending cell, with robotic loading and unloading, and part inspection.



Model SB-20x4A-af20, all electric 4 axis CNC with auto loader, 20mm capacity tube



SB-30x5A-3S-U, all electric 5 axis CNC bender with auto loader, 3 stack with variable radius, 30mm capacity tube

## A Global leader in circular saw cutting technology



SOCO saw system with bundle loader, wire brush deburring and length measuring and stacking systems



Automatic saw with bundle loading system for high tensile steel tube cutting



### Pivoting:

- Fast, Precise, Clean
- Burr Free, Dust Free
- Mitre Cutting left & right
- 75 mm Solid Bar
- Up to 115 mm O.D. Tube
- Electric coolant pump with large reservoir tank




### Double or Single Tube End-Finishing Machines

- Fast, Accurate, Economical
- Chamfering / End Facing of round tubes from 1" – 10' length & up to 4 1/2" O.D.

# CUT BETTER WITH A **FLOW** WATERJET

Any Material. Any Shape. Superior Edges.



METAL

COMPOSITES

STONE

GLASS

THICK

PRECISION

GASKET

STACKED




***MACH*** series

Technology leadership and superior performance at every pricepoint.



FABRICATING

1-800-263-1199




**RDB-175**

- 2" schedule 40 pipe capacity
- Bends 0° - 180°
- Ideal for hand railing, roll cages,
- Motorcycle frames etc.



**RDB-250**

- 3" tube
- 2" schedule 40 pipe capacity
- Bends to 180° in 11 seconds
- Variable Speed & Programmable



**USER-FRIENDLY**

**MB-350NC Bender**

- 3" x .065" wall stainless steel tube capacity
- 140 programs, 10 bends per program
- 1.5D bends
- Mandrel Extractor/Positioner
- User friendly Touch Screen
- Quick change Tooling



**1800  
Welding Positioner**

- Variable Speed (0-6 rpm)
- 250 lbs capacity
- 110V, 15 amp

**TN-800  
Tube & Pipe Notcher**

- 3" capacity
- 110V
- Variable Angles
- Perfect Weld Joint
- Fast & Clean





Made in the USA



**Hand Brakes**

- From 4' to 12'
- Up to 12 ga. capacity



**Apron and Box & Pan Brakes**

- From 4' to 12'
- Up to 12 ga. capacity



**Foot & Powered, Low Profile Shears**

- 3' to 12'
- 16 ga. to 10 ga.



**Slip Rolls**

- Manual & Powered
- From 2' to 4' & up to 16 ga.



**Turning Machines**

Manual & Powered



**Cleat & Cheek Benders**



**Hand Notcher**

Model 16-18

HVAC and ROOFING

HVAC and ROOFING

# Vicon Machinery LLC

Where Superior Duct Work Begins.™



Manufactured in the USA



**TDX & TDX-II Rollformers**  
Produces T-25A and T-25B transverse flanges



**V8 Rollformers**  
Produces Pittsburgh, Snaplock, and Slip & Drive connections



**Full Coil Line**  
Duct Line Processing System



**Duct Brake**




**Single Head Corner Inserter**



**Dual Head Corner Inserter**



**Pittsburgh Seam Closer**



**Shear-n-Bend**  
Automatic Rectangular Duct Blanking System

905-803-9999



# Plasma Automation Inc.

One Source. One Solution.

Manufactured in the USA



**HVAC 510**  
Plasma Cutting System



**HVAC 520-DT w/ Coil Feeder**  
High Volume Plasma Cutting System



**HVAC 520-DL**  
Plasma/Liner Cutting System



**Spiral Pipe Cutter**



**Vi-Stream Waterjet**  
Liner Cutting System



**Fabricator-SS**  
Plasma Cutting System



**Monarch**  
Heavy Duty Precision Plasma Cutting System



**Elite**  
Precision Plasma Cutting System

HVAC and ROOFING

1-800-263-1199

# flagler





Made in the USA

HVAC and ROOFING



**Pittsburgh Machines**  
From 24 ga. to 16 ga.



INBOARD	OUTBOARD	ROLLS	CAPACITY	SIZE
		1/2" BUTTON LOCK	20-30 Ga.	1/2" Pocket

### Cleatmaster Machines

- Built-in S Cleat and Drive Cleat rolls
- Outside Rolls available
- Tap in Lock
- ACME REEVES Lock
- Button Lock
- Right Angle Flange
- T-Connection
- Standing Seam
- HEM and Tear Drop

### Buttonlock Machines

- 20-30 ga.
- 100 FPM
- 1/2" pocket

Also available:

- Power Flangers
- Collar Machines
- Gang Slitter & Beaders
- Dual Head Universal Machines

# SAMPSON



## **THS Series Hydraulic Power Shears**

Up to 1/4" capacity  
Guillotine type  
Economical choice



## **Hydraulic and Apron Box & Pan Brakes**

- Up to 10 ga. capacity  
- Heavy Duty design  
- Easy to use

HVAC and ROOFING



## **Heavy Duty Box & Pan and Apron Brakes**

From 4'-14' and up to 12 ga. capacity  
Proven design  
Hundreds of machines in service



## **Powered and Manual Hydraulic & Mechanical Rolls**

- Hydraulic drop end  
- Powered Pinch  
- Digital Readouts

1-800-263-1199

# MORLIN

## Pittsburgh Electric Lockhammer

- Portable
- Easy to use
- 22 ga. – 30 ga. capacity
- 115/1/60



# MODERN

## Gobbler / Nibbler / Air Hammer



### SN-41 Gobbler

- 1/4" capacity
- 115/1/60



### HN-90 Nibbler

- 7 ga. capacity
- 115/1/60



### PLH -37 Pittsburgh Air Hammer

- 18 ga. – 30 ga. capacity
- Lightweight

# BEVERLY

## SHEARS

### Model B1

- 14 ga. capacity
- 18 lbs

### Model B2

- 10 ga. capacity
- 35 lbs

### Model B3

- 3/16" capacity
- 58 lbs





## Press Feeding Systems and more

Major automotive parts manufacturers trust Mecon equipment.



STAMPING

Big or small, complex or simple, Mecon provides custom solutions.

Functional and attractive designs.

**OTHER PRODUCTS**  
Mecon offers many other products and services:

- Tube Handling systems
- Punching Systems
- Cut to length systems
- Special purpose machines
- Brake press tooling
- Fabrication & machining services



**Mecon Industries Limited**  
A Leader in the Design and Manufacture  
of Press Feeding Systems and Accessories.

905-803-9999



**SD1 & SD2 Series Solid Frame Crank Servo Presses**

**SD1: 80-300 Tons**  
**SD2: 160-500 Tons**

- Direct Drive design featuring SEYI High Torque-Low RPM servo motors.
- Fully programmable slide motion.
- Eight-point gib slide guiding for improved accuracy and precision.



**SDG2/SDG4 & SDE2/SDE4 Series Straight Side Servo Presses**

**SDG: 400-1200 Tons**  
**SDE: 400-2400 Tons**

- Tie-rod structure for minimal deflection
- Crank or eccentric gear drives
- Direct Drive design featuring SEYI High Torque-Low RPM servo motors
- Fully programmable slide motion



STAMPING



**SM Series Special Application Link Presses**

**SM1 Heavy Stamping: 300-1000 Tons**

- Reinforced structure for thick plate stamping
- Eccentric shaft & four bar linkage drive design

**SM2 High Speed Progressive Stamping: 200-600 Tons**

- Ultra-rigid frame design for minimal deflection
- Dynamic balancing system to reduce vibration





### SN Series C Frame Crank Presses

SN1: 25-250 Tons  
SN2: 110-300 Tons

- High torque, low noise wet clutch/brake unit
- Rigid, fabricated steel frame with minimal deflection
- High accuracy transmission gears & extra rigid crankshaft
- Forced lubrication system with fault monitoring



### SNS/SLS Series Solid Frame Crank Presses

SNS1/SLS1: 80-300 Tons  
SNS2/SLS2: 160-500 Tons

- High torque, low noise wet clutch/brake unit
- Rigid, fabricated steel frame with minimal deflection
- High accuracy transmission gears & extra rigid crankshaft
- Forced lubrication system with fault monitoring
- Link motion option is available



### SAG2/SAG4 & SE2/SE4 Series Straight Side Presses

SAG: 300-1200 Tons

- Center drive design with 8-point gib guided slide
- Wet-type or hydraulic clutch/brake

SE: 400-2400 Tons

- Eccentric gear drive with plunger and 8-point gib guided slide
- Wet-type or hydraulic clutch/brake



STAMPING

**PRECISE PERFORMANCE, HIGHEST PRODUCTION.**  
**The full line of feeding & coil handling**  
**equipment you need today**



**TOOLS FOR**  
**SUCCESS**  
**RAPIDAIR**



STAMPING

To be successful in today's stamping operations you need every advantage from your feeding and coil handling equipment. Precise performance at the highest production levels. Dependable time-proven features and controls that come standard. And lasting service life. You also need a supplier who provides seasoned engineering expertise to design the optimum solution for your specific application. A tall order for many manufacturers, but not Rapid-Air.

For over half a century, stamping operators throughout North America have turned to Rapid-Air to maximize their profitability and drastically reduce costs. Choose from our vast selection of innovative products and space saving equipment configurations, all made in the USA, backed by local parts and service.

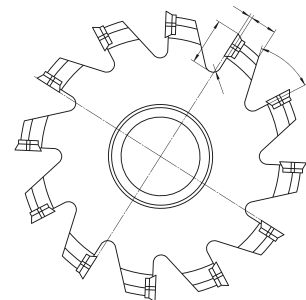


**THE MOST RELIABLE FEEDING & COIL HANDLING EQUIPMENT MADE**

Contact us today to provide the tools for success that you need.

[www.westwaymachinery.com](http://www.westwaymachinery.com)

Over 75 Pre-Owned machines in stock today!  
Access our inventory on our website under "PRE-OWNED"



OTHER

905-803-9999

Get the equipment your business needs to function and grow



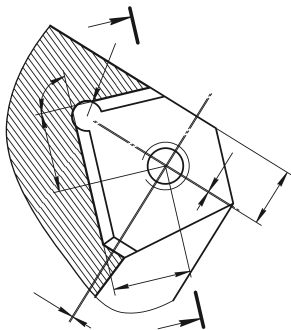
Approval same day!

## Why Lease

- Preserves cash in the business
- Preserves lines of credit
- Lease payments may be deducted as business expenses, reducing the net cost of your lease.
- Leases may be structured with no down payment, 100% of the purchase price can be financed.
- Sales tax is spread over the term of your lease not paid up front
- Upgrade equipment by returning it and trading up

## Why Axiom

- Westway's in house leasing provider
- We understand your product
- Competitive rates
- Flexible payment arrangements
- Rent to own options
- Trade in and upgrade options



OTHER

Office: 905-803-0758  
kurt@axiomleasing.com  
www.axiomleasing.com

1-800-263-1199

## SERVICE



Our service department consists of 6 highly qualified and trained technicians, a dispatcher and service manager. We are ready to help!

### SERVICES OFFERED:

- Start-ups and commissioning on new machines
- Warranty after sales service
- Control and software training (i.e. Delem, Cybelec etc...)
- Breakdown repairs
- Preventative maintenance
- Machine inspections
- Calibrations
- Oil and filter changes
- Oil analysis

Call us today for service related inquiries 905-803-9999 ext.241

## PARTS, ACCESSORIES and CONSUMABLES

Our parts department keeps very busy with a number of different activities!

We have very knowledgeable staff with many years of experience to serve you.

With a large inventory of parts in stock and same day delivery, we can keep your machinery up and running. Also, we can quickly source and offer a quick turn around on parts for older machines.

### SERVICES OFFERED:

- Replacement parts
- Sale of:
  - Saw blades for band saws and cold saws
  - Ironworker punches and dies
  - Sanding belts
  - Press brake tooling
  - Press clutches and PTO's
  - And much more...



Call us today for parts related inquiries 905-803-9999 ext. 232 or 245



OTHER



# family of products brings performance, reliability, and precision to your equipment.

For over 30 years WPT Power's clutches and brakes support the demanding needs of Steel/Metal Forming industry. Whether it's presses, shears, tension control, or any high-cycle application, minimizing your downtime and efficiently increasing

your production is what we deliver. Our products provide the precision control and reliability that OEM's require in their operation. Performance and safety on your equipment is crucial and that is where our product lines make a difference.



## Low Inertia Clutches & Brakes

The Low Inertia Clutches and Brakes are well-suited for high-cycle applications, such as steel shears and presses. The Low Inertia Brake is a ventilated design to optimize airflow, allowing it to run cooler in high-cycle applications. The Low Inertia Clutch design reduces the rotational mass during starts and stops, allowing for increased cycles per minute and reduced deceleration times.

*Call or visit us online for more information!*



## Power Grip Clutches

The Power Grip Clutch is designed to accommodate in-line and shaft-to-shaft power transmission applications with large inertia loads. Multiple actuator designs allow seamless, controlled engagement and disengagement. Power Grip clutches allow for quick response, space-saving footprints, and minimal maintenance requirements.



## Copper Water Cooled

The Copper Water Cooled (CWC) brake is designed for maximum heat transfer in a small package. The CWC is perfect for tension control equipment, coil processing, paper mill unwinding stands, large inertia stops, and high cycling applications. The airtube actuator allows for smooth torque transitions while still delivering peak performance.

OTHER



## WESTWAY MACHINERY

Specialists in Metal Forming and Fabricating Machinery

(800) 263-1199 | [www.westwaymachinery.com/wpt-clutches-and-brakes/](http://www.westwaymachinery.com/wpt-clutches-and-brakes/)  
Email: [parts@westwaymachinery.com](mailto:parts@westwaymachinery.com)

# NOTES

# NOTES

# NOTES

Metal Forming  
and Fabricating  
Equipment  
Since 1972



## **WESTWAY MACHINERY**

2370 Cawthra Road  
Mississauga, ON L5A 2X1

**T** 905-803-9999  
**F** 905-803-9109  
**TF** 1-800-263-1199  
**E** [sales@westwaymachinery.com](mailto:sales@westwaymachinery.com)  
**W** [westwaymachinery.com](http://westwaymachinery.com)